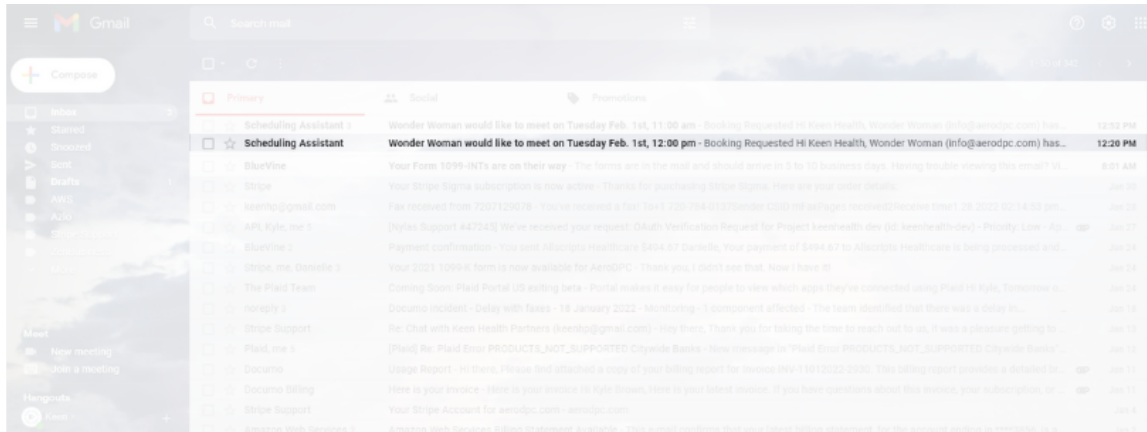
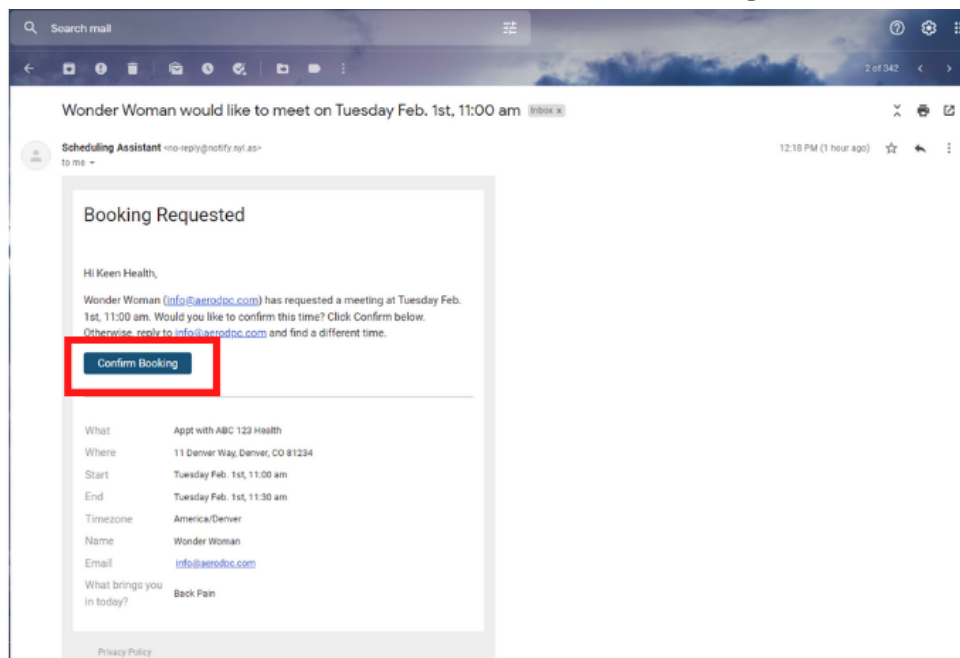


Confirm a Scheduler Appt

1. Once a patient has booked an appointment, there are two ways to confirm the appointment. The first is through email. You will receive an email to the email account linked in AeroDPC.

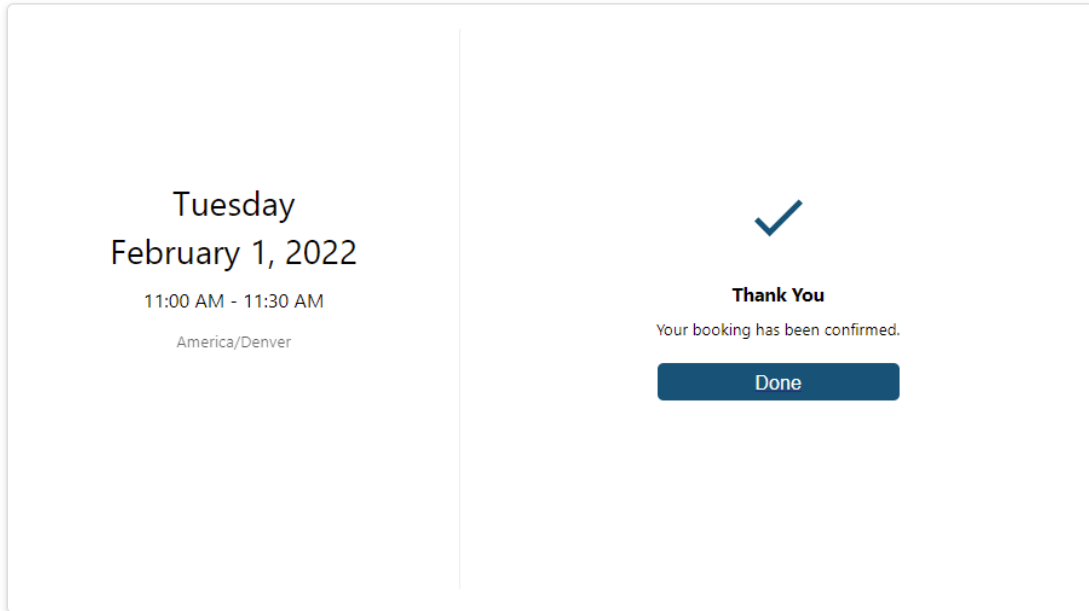


2. In the email, click the “Confirm Booking” button.

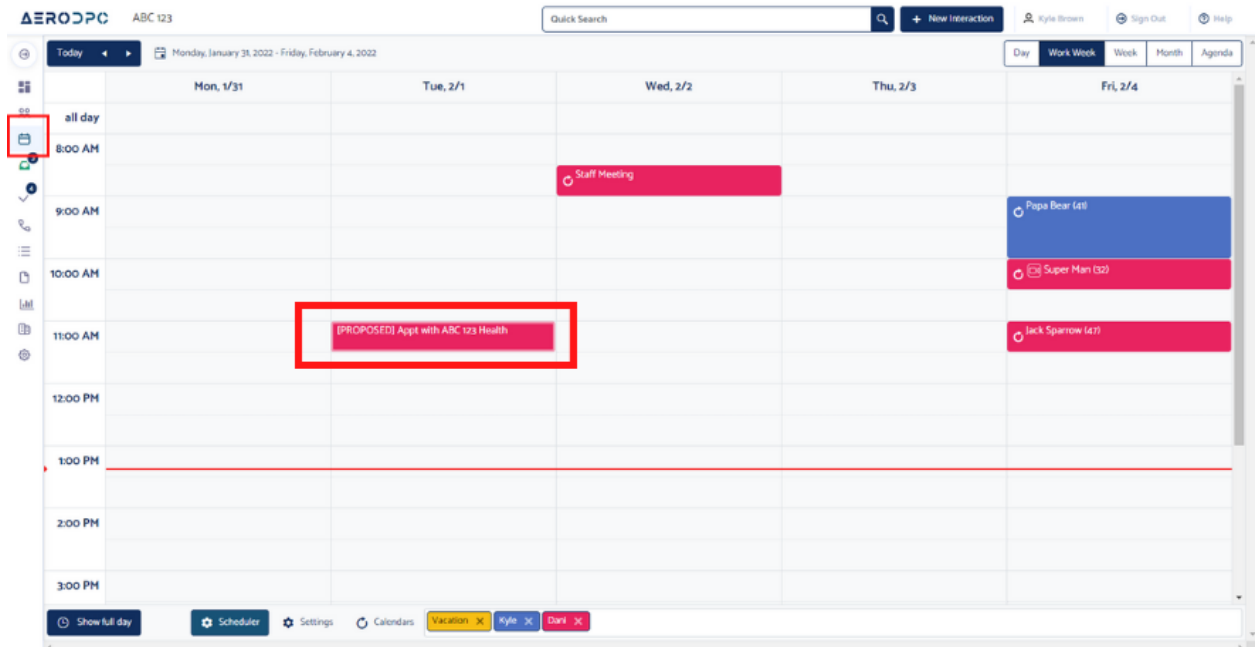


3. This will confirm your appointment and your patient will be notified of the confirmation via email.

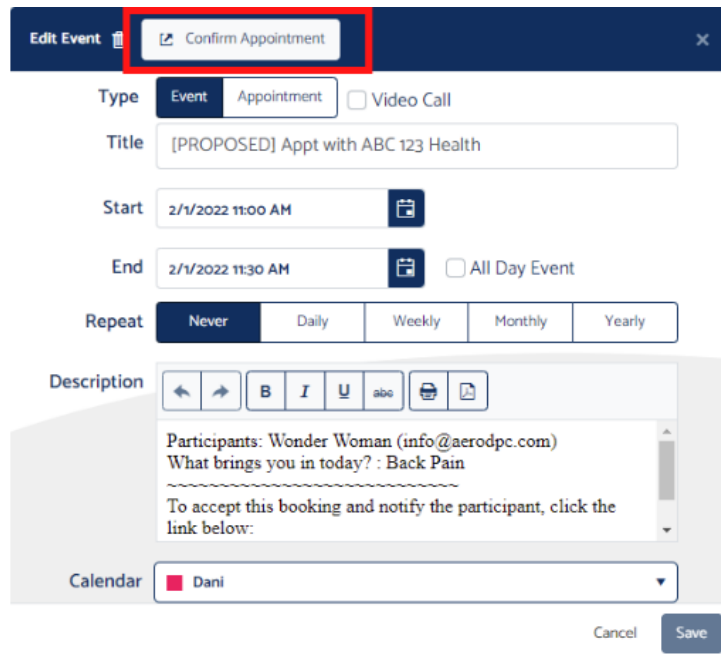
Appt with ABC 123 Health



4. The other option is to confirm from your calendar in AeroDPC. When you navigate to your calendar, you will see the proposed appointment on your calendar.



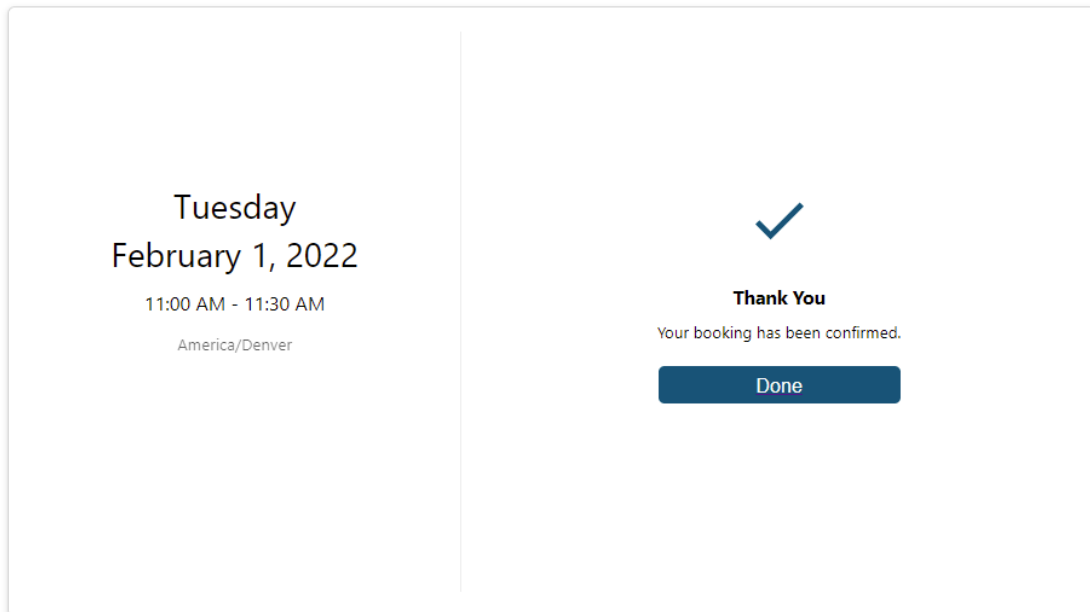
5. When you click on the appointment, you can see the details. You can also see a “Confirm Appointment” button.



The screenshot shows a dark blue header bar with 'Edit Event' on the left and a red-bordered button labeled 'Confirm Appointment' on the right. Below the header, the form includes: 'Type' with 'Event' selected and 'Appointment' and 'Video Call' as options; 'Title' with the text '[PROPOSED] Appt with ABC 123 Health'; 'Start' and 'End' dates both set to '2/1/2022 11:00 AM' and '2/1/2022 11:30 AM' respectively, with 'All Day Event' as an option; 'Repeat' with 'Never' selected and 'Daily', 'Weekly', 'Monthly', and 'Yearly' as other options; a 'Description' field with a rich text editor containing the text: 'Participants: Wonder Woman (info@aerodpc.com)', 'What brings you in today? : Back Pain', and 'To accept this booking and notify the participant, click the link below:'. At the bottom, there is a 'Calendar' dropdown menu showing 'Dani' and 'Cancel' and 'Save' buttons.

6. This will confirm your appointment. And your patient will be notified of the confirmation via email. Well Done!

Appt with ABC 123 Health



The confirmation screen is split into two columns. The left column displays the appointment details: 'Tuesday February 1, 2022', '11:00 AM - 11:30 AM', and 'America/Denver'. The right column features a large blue checkmark icon, the text 'Thank You' and 'Your booking has been confirmed.', and a dark blue button labeled 'Done'.